

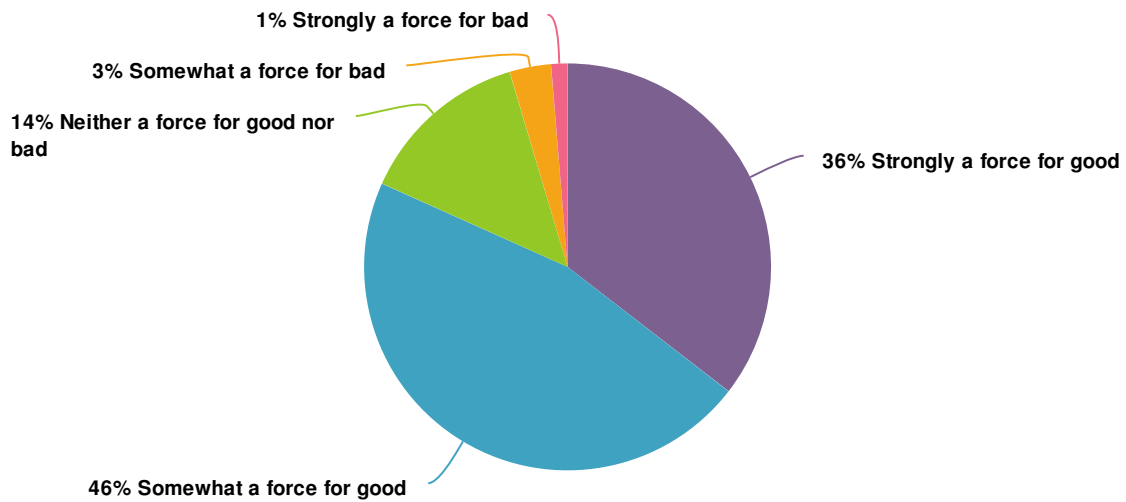
Report for Have your say on new technology in London

Response Counts



Totals: 794

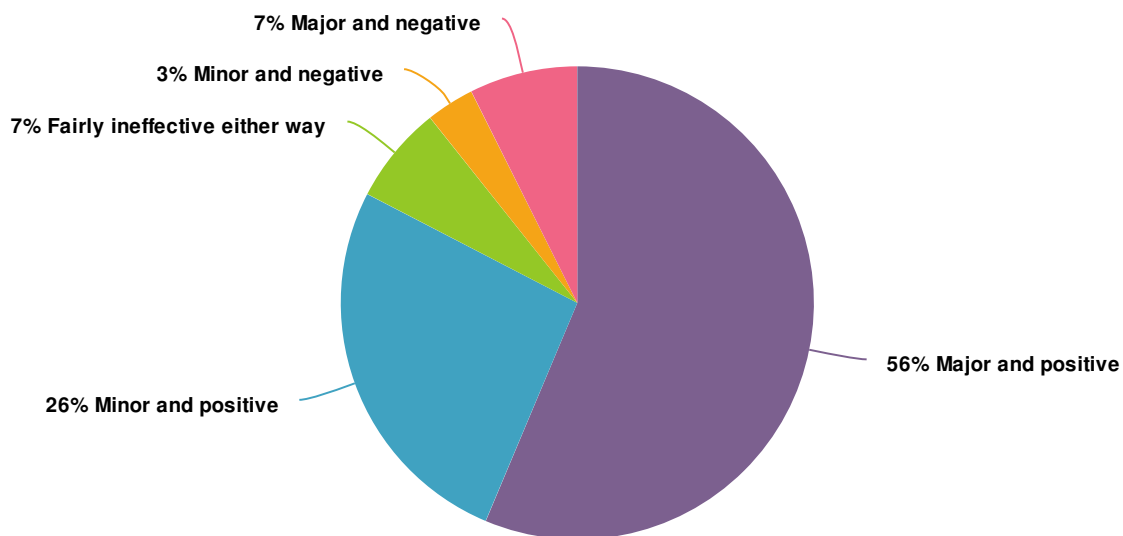
1. Generally, do you consider technological progress to be a force for good, bad or neither?



Value	Percent	Responses
Strongly a force for good	35.5%	270
Somewhat a force for good	46.3%	352
Neither a force for good nor bad	13.7%	104
Somewhat a force for bad	3.3%	25
Strongly a force for bad	1.3%	10

Totals: 761

2. Overall, I expect the impact on me personally caused by technological changes over the next 20 years to be...



Value	Percent	Responses
Major and positive	56.4%	429
Minor and positive	26.3%	200
Fairly ineffective either way	6.7%	51
Minor and negative	3.3%	25
Major and negative	7.4%	56

Totals: 761

3. To what extent do you agree or disagree with the following statements?

	Definitely agree	Tend to agree	Neither agree nor disagree	Tend to disagree	Definitely disagree	Responses
I find the pace of new technology a bit overwhelming Count Row %	65 8.6%	207 27.2%	132 17.4%	232 30.5%	124 16.3%	760
I am often among the first of my friends to try new technology products and services Count Row %	82 10.8%	204 26.8%	207 27.2%	172 22.6%	95 12.5%	760
Technology changes my life for the better Count Row %	190 25.0%	363 47.8%	160 21.1%	37 4.9%	10 1.3%	760
Technology creates more problems than it solves Count Row %	23 3.0%	89 11.7%	251 33.0%	292 38.4%	105 13.8%	760
Technology is rarely designed with people like me in mind Count Row %	46 6.0%	156 20.5%	190 25.0%	261 34.3%	108 14.2%	761

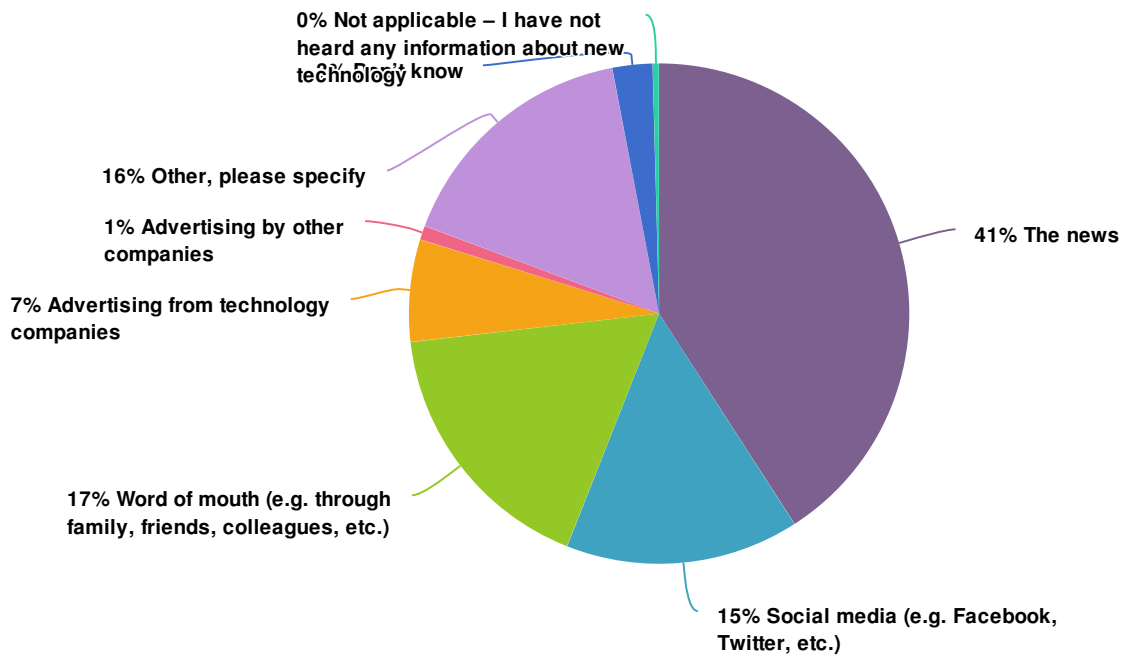
	Definitely agree	Tend to agree	Neither agree nor disagree	Tend to disagree	Definitely disagree	Responses
Technology does not have to meet the needs of all people, but it should not unfairly impact one group at the expense of the other	373 49.0%	261 34.3%	70 9.2%	35 4.6%	22 2.9%	761
Count						
Row %						

Totals

Total Responses

761

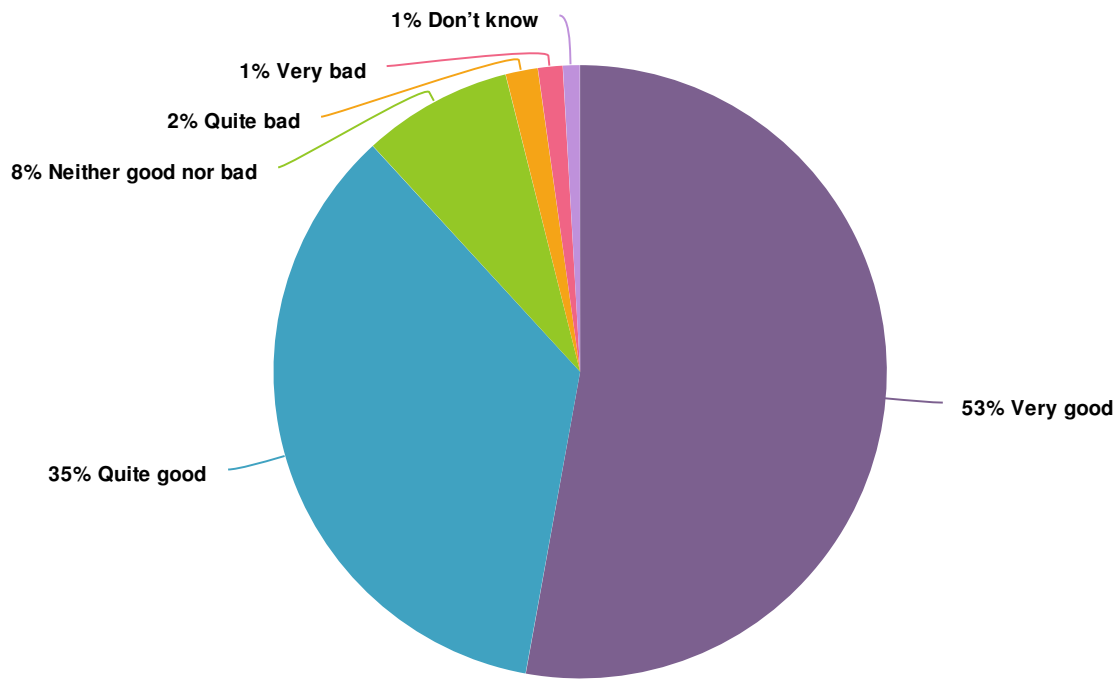
4. Which, if any, of the following sources best describe where you hear most information about new technology? Please select only one option.



Value	Percent	Responses
The news	40.9%	311
Social media (e.g. Facebook, Twitter, etc.)	15.1%	115
Word of mouth (e.g. through family, friends, colleagues, etc.)	17.2%	131
Advertising from technology companies	6.6%	50
Advertising by other companies	0.9%	7
Other, please specify	16.3%	124
Don't know	2.6%	20
Not applicable – I have not heard any information about new technology	0.4%	3

Totals: 761

5. Do you think it is generally a good thing or bad thing for London public services to be trialling new technologies in London?



Value	Percent	Responses
Very good	52.8%	393
Quite good	35.3%	263
Neither good nor bad	7.9%	59
Quite bad	1.7%	13
Very bad	1.3%	10
Don't know	0.9%	7

Totals: 745

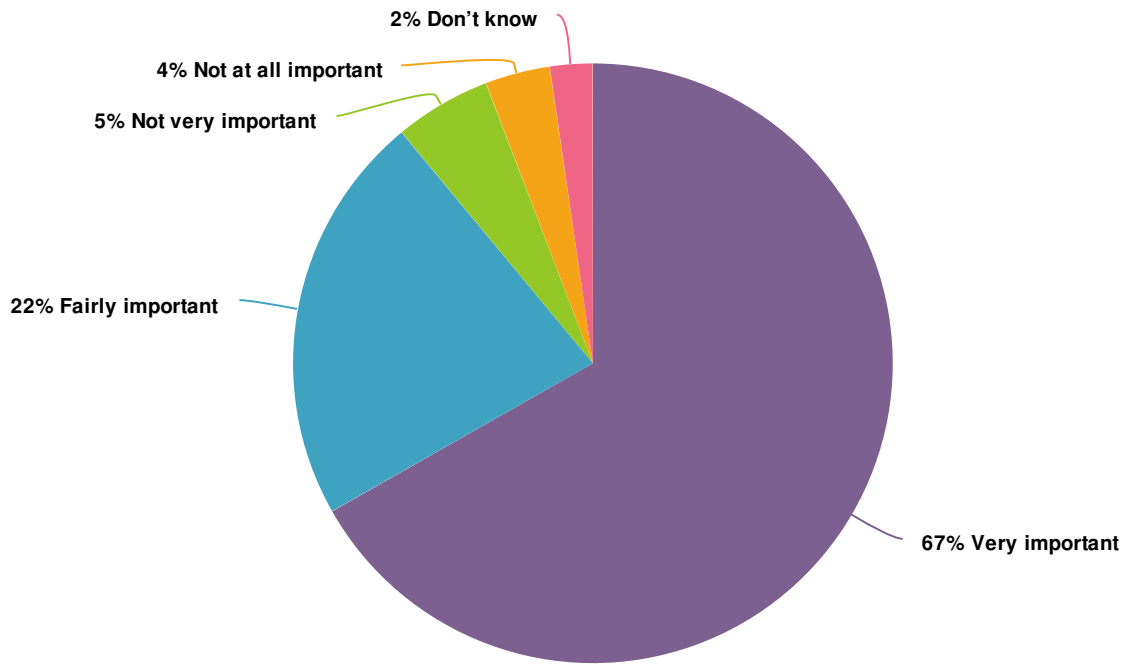
6. How would you feel about each of the following organisations trialling a new technology in your community:

	Very positive	Fairly positive	Neither positive nor negative	Fairly negative	Very negative	Don't know	Responses
Small tech start-up company Count Row %	258 34.6%	284 38.1%	139 18.7%	31 4.2%	19 2.6%	14 1.9%	745
Large established tech company Count Row %	203 27.2%	253 34.0%	142 19.1%	86 11.5%	49 6.6%	12 1.6%	745
Local council Count Row %	290 38.9%	299 40.1%	84 11.3%	41 5.5%	19 2.6%	12 1.6%	745
Transport for London (TfL) Count Row %	389 52.2%	258 34.6%	50 6.7%	24 3.2%	15 2.0%	9 1.2%	745
NHS Count Row %	389 52.2%	259 34.8%	40 5.4%	27 3.6%	17 2.3%	13 1.7%	745
Metropolitan Police Count Row %	249 33.4%	273 36.6%	96 12.9%	63 8.5%	51 6.8%	13 1.7%	745
Owner of land I might visit (shopping centre, open space or park) Count Row %	190 25.5%	233 31.3%	178 23.9%	81 10.9%	45 6.0%	18 2.4%	745
Totals Total Responses							745

7. Are you more positive or negative about the future for the following types of technology?

	More positive	More negative	Don't know	Responses
Artificial intelligence and machine learning. This might include, when a computer is programmed to simulate human intelligence to make decisions, carry out tasks and learn from it Count Row %	379 50.9%	268 36.0%	98 13.2%	745
Virtual Reality and Augmented Reality, when a computer makes you feel like you are somewhere else, or adding things to the real world Count Row %	383 51.4%	246 33.0%	116 15.6%	745
5G networks, which is the next generation of mobile technology to speed up connectivity Count Row %	566 76.0%	81 10.9%	98 13.2%	745
Sensors, such as air quality sensors, bat monitoring sensors, or footfall sensors Count Row %	649 87.1%	39 5.2%	57 7.7%	745
Computers making decisions using algorithms, For example when a human asks a computer to make a decision based on instructions and data the human has provided Count Row %	290 38.9%	319 42.8%	136 18.3%	745
Totals Total Responses				745

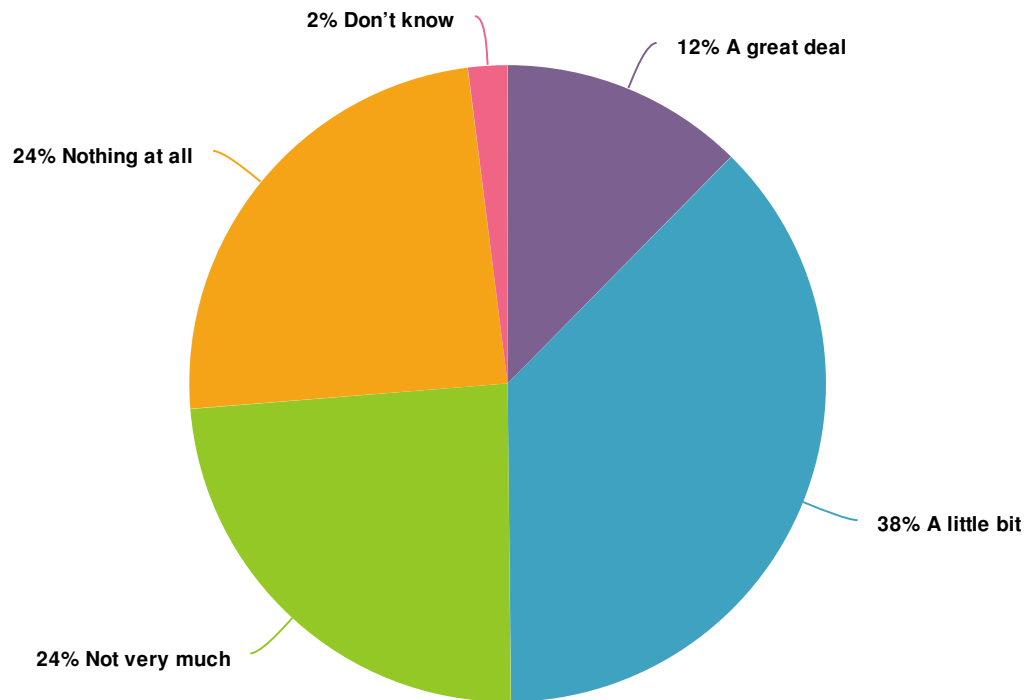
8. Do you think it is important or not important to develop a public register of all the technology that collects data in public spaces in London? This might include air quality sensors, travel data or sensors to detect if rubbish bins are full.



Value	Percent	Responses
Very important	66.8%	497
Fairly important	22.2%	165
Not very important	5.2%	39
Not at all important	3.5%	26
Don't know	2.3%	17

Totals: 744

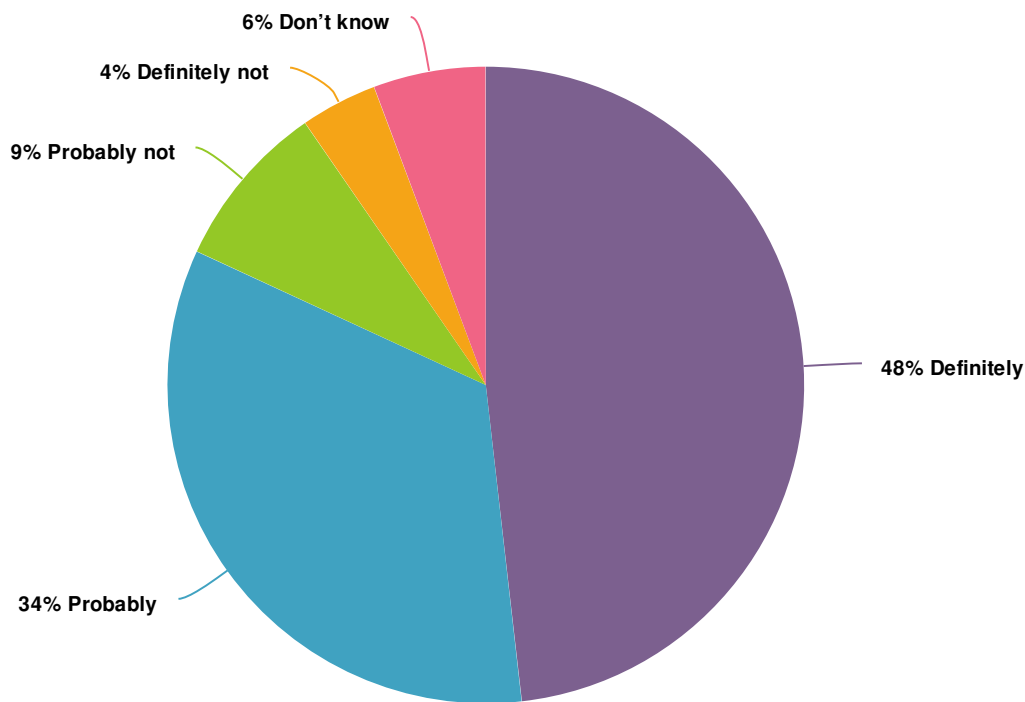
9. Before taking this survey, how much, if anything, did you know about Data Protection Impact Assessments?



Value	Percent	Responses
A great deal	12.4%	92
A little bit	37.5%	278
Not very much	23.9%	177
Nothing at all	24.3%	180
Don't know	2.0%	15

Totals: 742

10. An Emerging Technology Charter is a non-binding document that sets out the Mayor’s expectations of new technology in London, drawing on our experience so far. It is for anyone that creates, deploys or uses new technology in our city. Do you think we need an Emerging Technology Charter in London?



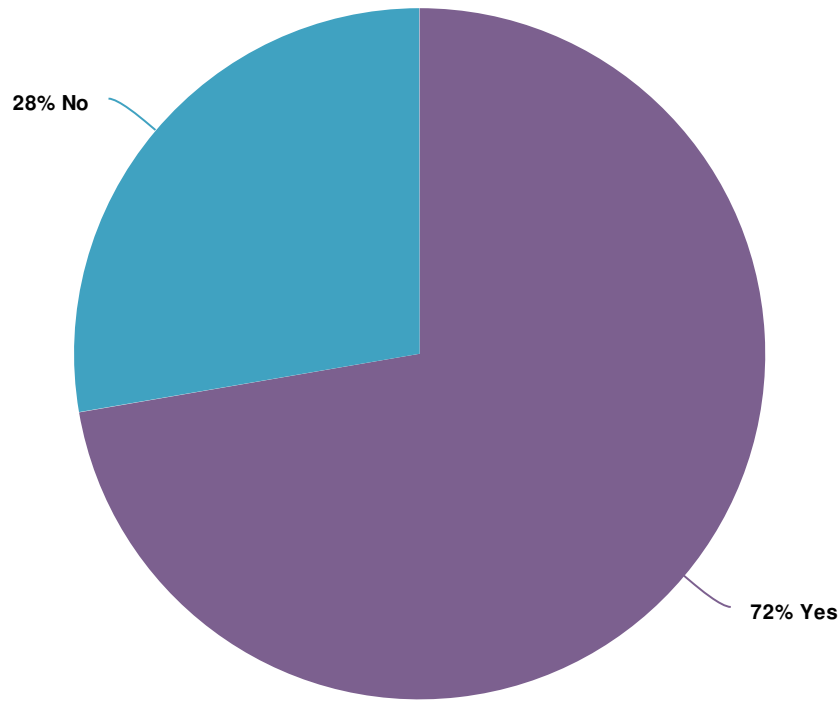
Value	Percent	Responses
Definitely	48.2%	358
Probably	33.7%	250
Probably not	8.5%	63
Definitely not	3.9%	29
Don't know	5.7%	42



Totals: 742

11. Do you have any final comments about the use of technology to solve issues in London?



12. Would you be interested in being asked for your opinion on specific technologies through the Talk London platform? This might include giving your opinion on a specific new technology, participating in virtual roundtables, or identifying issues in your local area that you think technology could help address.



Value		Percent	Responses
Yes		72.3%	536
No		27.7%	205

Totals: 741